

San Diego Christmas Bird Count 14 December 2024

Thank you to all 171 participants in the San Diego Christmas bird count for making possible our record-breaking success: 230 species, surpassing the previous record high of 223 set just last year in 2023 and, I believe, the highest total ever on any California Christmas bird count.. Our list was fattened by two more exotic species, the Red-masked Parakeet and Lilac-crowned Parrot, that the California Bird Records Committee declared naturalized in 2024, but even without these we are 5 ahead. The one species new to the count this year was the Ovenbird known to be wintering at the Coronado Golf Course, Coronado.

A successful San Diego count requires not only the dedication of all our observers but special access to many areas not open to the general public or not open at the times best for seeing birds. Therefore we must also acknowledge

- Peggy Wilcox, Loni Beyer Wilson, Melanie Colón, Michelle Maley, David Blumberg, Nicole Desnoyers, and Capt. Mike Ray at Naval Facilities Command Southwest for access to Navy property.
- Lauren Pandori for early access to Cabrillo National Monument.
- Justyn Stahl of the U.S. Fish and Wildlife Service for access to the San Diego National Wildlife Refuge.
- Chris Peregrin with California State Parks for access to Border Field State Park.
- Gabe for access to the Otay Landfill.
- Jim Kellogg and boat driver Daniel Conley with Tierra Data for use of the boat on San Diego Bay.
- Dave Povey for yet again piloting his boat for our coverage of the ocean.
- Julia Varnergardner for access to Sweetwater Reservoir
- Paul Schlitt, Chollas RC Fliers, and Luis Campos from Environmental Services, city of San Diego, for access to the former Chollas landfill.
- Mackenzie Kuras, Marj Peck, Willow Eichler, and Yanira Castellanos for leading the practice Christmas Bird Count on December 7th at Famosa Slough.

The key organizations supporting this year's count were the San Diego Natural History Museum and San Diego Bird Alliance, to which we are very grateful.

As in 2023, our record-breaking success was due to the diligence of our observers and the various rare birds staked out over the preceding weeks that remained to be seen on count day. None of the resident species that have been on the decline disappeared this year, thankfully, though with a single individual in Rice Canyon the California Quail hit a record low and barely escaped being missed for the first time in the San Diego CBC's history. Similarly, the Rufous-crowned Sparrow held out along the south edge of the Tijuana River valley, some Tricolored Blackbirds returned to the Otay landfill, and Loggerhead Shrikes appeared at a surprisingly large number of locations. No irregular winter visitors staged an invasion this year, and numbers of several winter visitors were considerably below average, most notably the Lesser Scaup, Surf Scoter, American Coot, Short-billed Dowitcher, Heermann's Gull (the last presumably reflecting 4 consecutive years of nesting failure on Isla Rasa), and Northern Flicker. The Ring-billed Gull, Bonaparte's Gull, Forster's Tern, European Starling, Golden-crowned Sparrow, and Brewer's

Blackbird, while not hitting record lows, were in low numbers by historical standards and reflect long-term declines in San Diego.

Species hitting all-time highs were the Allen's Hummingbird, American White Pelican, Great Egret, Red-shouldered Hawk, Nuttall's Woodpecker, Vermilion Flycatcher (biggest spike on a percentage basis), Common Raven, Wrentit, Phainopepla, Orange-crowned Warbler, Lucy's Warbler, Nashville Warbler, and perhaps least surprisingly, Swinhoe's White-eye. While not quite breaking records, the Long-billed Curlew, Royal Tern, Say's Phoebe, Tropical Kingbird, House Wren, Scaly-breasted Munia, and Townsend's Warbler were in high numbers for those species. Most of these reflect long-term increases. The Wrentit numbers benefited from intensified coverage of urban canyons but attest that this species is coping with habitat fragmentation. None of these comparisons is adjusted for the variations in participation over the years.

Since the mid-1980s effort on the San Diego CBC has approximately doubled, something that needs to be taken into account in a more careful analysis. This year's total of 331.1 party-hours of effort is the second-highest yet for the San Diego CBC, exceeded only by 347.8 in 2017.

Snow Goose: 1 immature foraging on the sod farm along Dairy Mart Rd., Tijuana River valley. Recorded on 38 of 61 San Diego CBCs since 1963, average 3.2.

Ross' Goose: 1 immature at Rohr Park, Bonita. Recorded on 12 previous San Diego CBCs since first noted in 1968, max 3 in 2018.



Ross' Goose at Rohr Park. Photo by John Bruin.

Brant: 2217. Recorded on 59 of 61 San Diego CBCs since 1963, average 835, but over 1000 annually since 2007.

Cackling Goose: 1 of subspecies *minima* (the Cackling Goose proper) at Seaport Village. Recorded on 13 previous San Diego CBCs, 1 in 1979, others since 2007.



Cackling Goose at Seaport Village Photo. by Millie and Peter Thomas.

Canada Goose: 152, of which 109 were at Sweetwater Reservoir. Recorded on 56 of 61 San Diego CBCs since 1963, average 263.

Wood Duck: 1 female at Rohr Park, Bonita. Recorded on 11 previous San Diego CBCs since first noted in 1956, max 2 in 1956, otherwise single individuals only.



Wood Duck at Rohr Park. Photo by John Bruin.

Blue-winged Teal: 27. Recorded on 40 of 61 San Diego CBCs since 1963 (annually since 2001), average 17.

Cinnamon Teal: 18. Recorded on every San Diego CBC since 1956, 1963–2023 average 45.

Northern Shoveler: 401. Recorded on every San Diego CBC since 1941, since 1963 average 668.

Gadwall: 78. Recorded on 56 of 61 San Diego CBCs since 1963 (annually since 1981), average 78.

Eurasian Wigeon: 2, 1 at the Coronado golf course, 1 at Bayfront Park, Chula Vista. Recorded on 29 San Diego CBCs since first noted in 1986, max 4 in 1995.



Eurasian Wigeon with American Wigeon at Bayfront Park. Photo by Jay Desgrosellier.

American Wigeon: 2168. Recorded on every San Diego CBC since 1935, 1963–2023 average 1052.

Mallard: 785. Recorded on every San Diego CBC since 1962, 1963–2023 average 409.

Northern Pintail: 273. Recorded on every San Diego CBC since the first in 1922, 1963–2023 average 755 (not equaled since 2007).

Green-winged Teal: 302. Recorded on every San Diego CBC since 1951, 1963–2023 average 209.

Canvasback: 6 at the east end of the Tijuana River estuary. Recorded on 48 of 61 San Diego CBCs since 1963, average 15.



Three of the six Canvasbacks. Photo by Leslie McCollum.

Redhead: 159. Recorded on 53 of 61 San Diego CBCs since 1963 (annually since 2006), average 97.

Ring-necked Duck: 1 at Greenwood Cemetery, southeast San Diego. Recorded on 57 of 61 San Diego CBCs since 1963, average 22.

Greater Scaup: 67, of which 56 were in one flock on San Diego Bay near the Chula Vista Wildlife Reserve. Recorded on 43 of 61 counts since 1963, annually since 2003. Presumably, the 326 unidentified scaup reported included some Greater.

Lesser Scaup: 271, a record low. Even if the 326 unidentified scaup also reported were all Lesser, the number of scaup is only 21% of the 1963–2023 average of 2843.

Surf Scoter: 4007, the lowest since 2011. Recorded on every count since the first in 1922, 1963–2023 average 7752.

Black Scoter: 4, 1 female on San Diego Bay off the Naval Amphibious Base and 1 male and 2 females on the ocean near the Imperial Beach pier. Recorded on 26 of 61 San Diego CBCs since 1963; during this interval max 8, average 1.1.



Black Scoter on San Diego Bay off the Naval Amphibious Base. Photo by Jenna Asperlag.

Bufflehead: 807. Recorded on every San Diego CBC since the first in 1922, 1963–2023 average 594.

Common Goldeneye: 2 in the south San Diego Bay salt works, the traditional site for the species in San Diego. Recorded on 57 of 61 San Diego CBCs since 1963, average 13.

Red-breasted Merganser: 48. Recorded on every San Diego CBC since 1937, 1963–2023 average 91(not equaled since 2010).

Ruddy Duck: 171. Recorded on every San Diego CBC since the first in 1922, 1963–2023 average 374.

California Quail: 1 in Rice Canyon, Chula Vista, in the afternoon. Previous record low was 2 in 2010. Recorded on every San Diego CBC since 1926, 1963–2023 average 132 (not equaled since 1982).

Pied-billed Grebe: 44. Recorded on every San Diego CBC since 1950, 1963–2023 average 54.

Horned Grebe: 23. Recorded on every San Diego CBC since 1944, 1963–2023 average 51.

Eared Grebe: 492. Recorded on every San Diego CBC since the first in 1922, 1963–2023 average 1224.

Western Grebe: 4984. Recorded on every San Diego CBC since 1946, 1963–2023 average 2740.

Clark's Grebe: 78. Recorded on every San Diego CBC since recognized as a species in 1983, average 125.

Domestic Pigeon: 1162. Recorded on every San Diego CBC since first inclusion in 1973, average 1932.

Eurasian Collared Dove: 86, lowest since 2009. Recorded annually since first appearance on a San Diego CBC in 2006, average 115. Peaked in 2014.

Common Ground Dove: 3, at the Bird and Butterfly Garden, Tijuana River valley. Recorded on 45 of 62 San Diego CBCs since first appearance in 1962, average 6.



Common Ground Doves, Tijuana River valley. Photo by Hank Ingersoll.

Mourning Dove: 555. Recorded on every San Diego CBC since the first in 1922, 1963–2023 average 1258.

Greater Roadrunner: 1, at or near the Tijuana River valley campground, near the west end of Monument Rd. Recorded on 57 of 61 San Diego CBCs since 1963, average 3.7.

Vaux's Swift: 31 coming to roost at the downtown YWCA at dusk. Recorded on 7 previous San Diego CBCs, only previous higher count 60 in 2002.



Vaux's Swifts coming to roost in downtown San Diego. Photo by Nick Thorpe.

White-throated Swift: 98. Recorded on 53 of 61 previous San Diego CBCs since 1963, average 68.

Anna's Hummingbird: 776. Recorded on every previous San Diego CBC since the first in 1922, 1963–2023 average 636.

Costa's Hummingbird: 4, 1 at Lindsay Willrick's home in Golden Hill, 1 at the Living Coast Discovery Center, and 2 in Otay Valley, 1 at the mouth of Poggi Canyon, the other along the LeMay Pond Trail. Formerly much more numerous in San Diego in winter. Recorded on 60 of 61 previous San Diego CBCs since 1963, average 10.5—not equaled since 2001.



Female Costa's Hummingbird at the Living Coast Discovery Center. Photo by Paul Mulholland.

Allen's Hummingbird: 503 (includes those reported as Allen's/Rufous), an all-time high, surpassing previous high of 365 established last year. Reported annually since colonization in 2008 in increasing numbers.

Broad-billed Hummingbird: 1 female returning for a second year to Lindsay Willrick's home in Golden Hill, San Diego. Recorded on 6 previous San Diego CBCs since the first noted in 1969, max 2 in 2023.

Ridgway's Rail: 20. Recorded on 59 of 61 San Diego CBCs since 1963, average 13.

Virginia Rail: 5. Recorded on every San Diego CBC since 1963, average 4.1

Sora: 5. Recorded on 58 of 61 San Diego CBCs since 1963, average 8.7.

Common Gallinule: 5, all in the Tijuana River valley. Recorded on 60 of 61 San Diego CBCs since 1963, average 10.8.

American Coot: 508, apart from 1995, a year of low participation, the lowest count since 1963. Recorded on every San Diego CBC since the first in 1922, 1963–2023 average 1267.

Black-necked Stilt: 86, all in the south San Diego Bay salt works. Recorded on every San Diego CBC since 1954, 1963–2023 average 267.

American Avocet 76, all in the south San Diego Bay salt works. Recorded on every San Diego CBC since 1937, 1963–2023 average 266 (not equaled since 1996).

Black Oystercatcher: 2 at the tidepools along the ocean shore of Cabrillo National Monument. Recorded on 20 previous San Diego CBCs since first noted in 1978, max 5.



Black Oystercatchers at Cabrillo National Monument. Photo by Jeff Spaulding.

Black-bellied Plover: 968. Recorded on every San Diego CBC since the first in 1922, 1963–2023 average 756.

Pacific Golden Plover: 1 in pond 23, south San Diego Bay salt works. Recorded on 28 of 61 San Diego CBCs since 1963, average 1.2, max 8 in 1966.

Killdeer: 254. Recorded on every San Diego CBC since the first in 1922, 1963–2023 average 359.

Semipalmated Plover: 488. Recorded on every San Diego CBC since 1953, 1963–2023 average 157.

Snowy Plover: 211. Recorded on every San Diego CBC since 1949, 1963–2023 average 103.

Whimbrel: 24. Recorded on every San Diego CBC since 1943, 1963–2023 average 23.

Long-billed Curlew: 234, second highest count, surpassed only by 248 in 1988. Recorded on every San Diego CBC since 1927, 1963–2023 average 83.

Marbled Godwit: 1590. Recorded on every San Diego CBC since the first in 1922, 1963–2023 average 1651.

Short-billed Dowitcher: 42. As the 416 unidentified dowitchers reported were all around San Diego Bay, probably these were largely Short-billed as well. Even if they were all Short-billed, the total is only 62% of that species' 1963–2023 average of 753, continuing the low number of dowitchers noted last year.

Long-billed Dowitcher: 62. Recorded on every San Diego CBC since 1963, average 117.

Wilson's Snipe: 2 flushed from a wet depression at south end of Silver Strand Training Complex South (formerly Radio Receiving Facility) at 32.5893, -117.1264. Recorded on 52 of 61 San Diego CBCs since 1963, average 16—a count not equaled since 1987. Formerly annual, but sporadic since 2002.

Spotted Sandpiper: 29. Recorded on every San Diego CBC since 1943, 1963–2023 average 22.

Wandering Tattler: 1 along the shore of Cabrillo National Monument, Point Loma. Recorded on 54 of 61 San Diego CBCs since 1963, average 4.5—a count not equaled since 2006.



Wandering Tattler, Cabrillo National Monument. Photo by Jeff Spaulding.

Lesser Yellowlegs: 4 in the south San Diego Bay salt works. Recorded on 41 of 61 San Diego CBCs since 1963, average 1.4.



Lesser Yellowlegs, south San Diego Bay salt works. Photo by Michael U. Evans.

Willet: 1844. Recorded on every San Diego CBC since the first in 1922, 1963–2023 average 1343.

Greater Yellowlegs: 72. Recorded on every San Diego CBC since 1927, 1963–2023 average 38.

Ruddy Turnstone: 21. Recorded on every San Diego CBC since 1947, 1963–2023 average 72—a count surpassed only once since 2001.

Black Turnstone: 35. Recorded on every San Diego CBC since 1929, 1963–2023 average 67.

Red Knot: 178. Recorded on every San Diego CBC since 1960, 1963–2023 average 207.

Surfbird: 12 at the breakwater along the shore in front of the Hotel del Coronado. Recorded on 58 of 61 San Diego CBCs since 1963, average 9.6.

Sanderling: 1147. Recorded on every San Diego CBC since 1925, 1963–2023 average 508.

Dunlin: 326. Recorded on every San Diego CBC since 1946, 1963–2023 average 517.

Little Stint: 1 in the south San Diego Bay salt works; has returned annually since 2018, being recorded on all subsequent San Diego CBCs except 2019.



Little Stint, south San Diego Bay salt works. Photo by Michael U. Evans.

Least Sandpiper: 340. Recorded on every San Diego CBC since the first in 1922, 1963–2023 average 398.

Western Sandpiper: 4777. Recorded on every San Diego CBC since the first in 1922, 1963–2023 average 3432.

Parasitic Jaeger: 3, from the boat on the ocean sector of the count circle, 2 from the Imperial Beach pier. Recorded on 44 of 61 San Diego CBCs since 1963, average 2.4.

Pomarine Jaeger: 1 from the boat on the ocean sector of the count circle. Recorded on 27 of 61 San Diego CBCs since 1963, max 3.

Bonaparte's Gull: 17. Recorded on every San Diego CBC since 1949, 1963–2023 average 458—a number not equaled since 1991.

Heermann's Gull: 52, lowest since 1960. Recorded on every San Diego CBC since 1949, 1963–2023 average 389.

Ring-billed Gull: 344, lowest total since 1938 except for 268 in 2022. Recorded on every San Diego CBC since 1924, 1963–2023 average 1963.

Western Gull: 1606. Recorded on every San Diego CBC since the first in 1922, 1963–2023 average 2267.

Herring Gull: 135. Recorded on every San Diego CBC since 1927, 1963–2023 average 515. But this year's total is the highest since 1999.

Lesser Black-backed Gull: 1 adult at the Otay landfill. First recorded on a San Diego CBC in 2017, then annually since, all single individuals except for 3 in 2023.



Lesser Black-backed Gull, Otay landfill. Photo by Nick Thorpe.

California Gull: 1075. Recorded on every San Diego CBC since the first in 1922, 1963–2023 average 2095.

Glaucous-winged Gull: 4, 1 on the beach at Coronado, 1 in the southwest corner of San Diego Bay, and 1 first-year bird and 1 adult at the Otay landfill. Recorded on 56 of 61 San Diego CBCs since 1963, average 17—a number not equaled since 1988.



Glaucous-winged Gull with Western and California Gulls at the Otay landfill. Photo by Nick Thorpe.

Thayer's Gull: 1 first-winter immature at the Otay landfill. Recorded on 43 of 51 San Diego CBCs since first recognized as a species different from the Herring Gull in 1973, average 3.5.



Thayer's Gull with Western and California Gulls at the Otay landfill. Photo by Nick Thorpe.

Black Skimmer: 1 along the shore of San Diego Bay within the Naval Amphibious Base. Recorded on 36 of 51 San Diego CBCs since arrival in 1973, average 3.0. The population

nesting in the south San Diego Bay salt works typically all shifts outside the count circle to Mission Bay for the winter.



Black Skimmer, Naval Amphibious Base. Photo by Jenna Asperlag.

Caspian Tern: 4, 1 from the boat on San Diego Bay, 1 in the Naval Amphibious Base, 1 at Bayfront Park, Chula Vista, and 1 in the south San Diego Bay salt works. Recorded on 59 of 61 San Diego CBCs since 1963, average 15—a number not equaled since 2004. In the 1960s and 1970s, much more numerous around San Diego in winter than in the 21st century.



Caspian Tern, south San Diego Bay salt works. Photo by Michael U. Evans.

Forster's Tern: 35. Recorded on every San Diego CBC since 1946, 1963–2023 average 254—a number not equaled since 2013, after which a sharp decrease ensued.

Royal Tern: 337. Recorded on every San Diego CBC since 1935, 1963–2023 average 99—a number surpassed each year since 2013. This year's total is the count's second highest, exceeded only by 339 in 2013.

Red-throated Loon: 17. Recorded on every San Diego CBC since 1954, 1963–2023 average 26.

Pacific Loon: 39. Recorded on every San Diego CBC since 1946, 1963–2023 average 211 (annual variation very wide).

Common Loon: 35. Recorded on every San Diego CBC since 1946, 1963–2023 average 26.

Black-vented Shearwater: 145. Recorded on 51 of 61 San Diego CBCs since 1963, average 119 (annual variation very wide).

Short-tailed Shearwater: 1 from the boat on the ocean sector of the count circle. Recorded on 16 of 61 San Diego CBCs since 1963, average 0.5, max 4.



Short-tailed Shearwater off San Diego. Photo by Dan Jehl.

Brown Booby: 2 from the boat on the ocean sector of the count circle. Now a regular species within the count circle, recorded on the San Diego CBC annually since 2013 (average 6.0) and nesting just 10 miles from the edge of the count circle on Los Coronados Islands.

Brandt's Cormorant: 3004. Recorded on every San Diego CBC since 1954, 1963–2023 average 1089—a number surpassed each year since 2006.

Pelagic Cormorant: 23, 3 from the boat on the ocean sector of the count circle, 8 from Cabrillo National Monument, 3 from Coronado, and 9 from the Imperial Beach pier. Recorded on every San Diego CBC since 1954, 1963–2023 average 24.

Double-crested Cormorant: 487. Recorded on every San Diego CBC since 1924, 1963–2023 average 538.

Am. White Pelican: 219. Recorded on 38 of 61 San Diego CBCs since 1963 (annually since 2012), average 19. This year's total is an all-time high, surpassing 167 in 2019.

Brown Pelican: 1200. Recorded on every San Diego CBC since 1929, 1963–2023 average 470.

Least Bittern: 2 at the pond on the west side of Dairy Mart Rd., Tijuana River valley. Recorded on 17 of 61 San Diego CBCs since 1963, average 0.6, max 7 in 1990.

Yellow-crowned Night Heron: 13, 1 on North Island Naval Air Station, 1 at the east end of the Tijuana River estuary, and 11 in or near the north arm of the Tijuana River estuary. Annual on the San Diego CBC since 2005, max 16 in 2023.

Black-crowned Night Heron: 78. Recorded on every San Diego CBC since 1953, 1963–2023 average 44.

Little Blue Heron: 1 in the Sweetwater River estuary, San Diego National Wildlife Refuge, San Diego Bay. Recorded on 42 of 47 San Diego CBCs since arrival in 1977, average 3.2, max 7 in 2005 and 2014.

Tricolored Heron: 1 immature flying north, then east up Paradise Creek. Sweetwater River estuary, San Diego National Wildlife Refuge, San Diego Bay. “Small, white-bellied heron with contrasting reddish-brown neck and bluish upperparts.” For photos taken 16 Nov 2024 see <https://ebird.org/checklist/S202717010> and 29 Nov 2024 see <https://ebird.org/checklist/S204004686>. Recorded on 33 of 61 San Diego CBCs since 1963, average 0.9, max 5 in 1979. But since 2001 on only 5 of 23, single individuals only.

Reddish Egret; 4, 1 in the Sweetwater River estuary, San Diego National Wildlife Refuge, San Diego Bay, 2 at Bayside Park, Chula Vista, and 1 at the Chula Vista Wildlife Reserve, San Diego Bay. First recorded on a San Diego CBC in 1972, then on 35 of the 52 subsequent counts, annually since 2010, max 6 in 2012.

Snowy Egret: 112. Recorded on every San Diego CBC since 1929, 1963–2023 average 154.

Green Heron: 3, 1 calling at first light from riparian woodland along Sweetwater River opposite Plaza Bonita shopping center, National City, 1 at Morrison Pond, Sweetwater Regional Park, Bonita, 1 at the pond along Dairy Mart Rd., Tijuana River valley. Recorded on 58 of 61 San Diego CBCs since 1963, average 5.8—a number not equaled since 2010.

Cattle Egret: 2 in the Tijuana River estuary. First appeared on a San Diego CBC in 1966, then surged to a peak of 3512 in 1985, then declined sharply, becoming sporadic from 1994 onward. Noted on only 3 counts from 2008 to 2023, single individuals only.



Cattle Egret, Tijuana River estuary. Photo by Olivia Poulos.

Great Egret: 201, an all-time high, surpassing the previous high of 178 in 2019. Recorded on every San Diego CBC since 1929, 1963–2023 average 82, exceeded every year since 2013.

Great Blue Heron: 114. Recorded on every San Diego CBC since the first in 1922, 1963–2023 average 86.

Turkey Vulture: 51. Recorded on 41 of 61 San Diego CBC since 1963, sporadically until 2004 but annually since with all counts since 2011 over 20.

Osprey: 45. First appeared on a San Diego CBC in 1956, then recorded on 51 of 61 counts 1963–2023, annually since 1983, 21st-century average 37.

White-tailed Kite: 7. Recorded on 59 of 61 San Diego CBCs since 1963, average 19—a number not equaled since 2012.

Northern Harrier: 43. Recorded on every San Diego CBC since 1930, 1963–2023 average 27.

Sharp-shinned Hawk: 1 adult in the Otay River restoration area at the mouth of the Otay River, SE corner of San Diego Bay. Recorded on 60 of 61 San Diego CBCs since 1963, average 8.4.



Sharp-shinned Hawk in Otay River restoration area. Photo by Tuck Russell.

Cooper's Hawk: 50. Recorded on every San Diego CBC since 1961, 1963–2023 average 23—a number surpassed each year since 1996.

Red-shouldered Hawk: 76, an all-time high, surpassing the previous high of 62 in 2020. Recorded on 60 of 61 San Diego CBCs since 1963, average 22—a number surpassed each year since 2010.

Red-tailed Hawk: 119. Recorded on every San Diego CBC since 1926, 1963–2023 average 87—a number surpassed each year since 2007.

Barn Owl: 3. Recorded on 55 of 61 San Diego CBCs since 1963, average 3.9.

Great Horned Owl: 13. Recorded on 56 of 61 San Diego CBCs since 1963, average 4.9.


Burrowing Owl: 2, 1 in the south San Diego Bay salt works, 1 at Ream Field (Naval Outlying Landing Field), Imperial Beach. Recorded on 57 of 61 San Diego CBCs since 1963, average 5.0—a number not equaled since 2015.



Burrowing Owl at Ream Field. Photo by Leslie McCollum.

Belted Kingfisher: 25. Recorded on every San Diego CBC since 1927, 1963–2023 average 26.

Red-breasted Sapsucker: 1 in Balboa Park west of Hwy. 163. Recorded on 41 of 61 San Diego CBCs since 1963, average 2.0.



Red-breasted Sapsucker in Balboa Park. Photo by Mark Stratton.

Downy Woodpecker: 10. Recorded annually since spreading south and colonizing the count circle in 1986, average since then 6.0.

Nuttall's Woodpecker: 118, an all-time high, surpassing the previous high of 112 in 2020. Recorded on 57 of 61 San Diego CBCs since 1963, annually since 1982 and in generally increasing numbers since 1989.

Northern Flicker: 9. Recorded on every San Diego CBC since the first in 1922, 1963–2023 average 45—a number not equaled since 2018.

American Kestrel: 84. Recorded on every San Diego CBC since the first in 1922, 1963–2023 average 70.

Merlin: 14. Recorded on 49 of 61 San Diego CBCs since 1963 (annually since 1985), 1963–2023 average 4.6, a number surpassed each year since 2017.

Peregrine Falcon: 18. Recorded on 46 of 61 San Diego CBCs since 1963 (annually since 1989), 1963–2023 average 5.7, a number surpassed each year since 2005.

Prairie Falcon: 1, “sitting on large tree near Sweetwater Dam. Great looks both perched and flying. In flight, long pointed wings. Mobbed Red-tailed Hawk. Diagnostic light brown facial pattern - white line over eye and brown mustache. Large falcon, light brown in color.” Recorded on 43 of 61 San Diego CBCs since 1963, average 1.2, max 5 in 1982. But this year’s is the first since 2017.



Prairie Falcon at Sweetwater Dam. Photo by Shannon Walsh Mindeman.

Red-crowned Parrot: 9. Recorded on 10 of 23 previous San Diego CBCs since first noted in 2001, average since then 8.7. Ten additional parrots were reported as Red-crowned/Lilac-crowned. Most of San Diego's population of *Amazona* lives outside the count circle.

Lilac-crowned Parrot: 6. Recorded on 3 of 8 previous San Diego CBCs since first noted in 2016, average since then 3.1. The identifications of the parrots are as reported by the observers, but most of the 40 San Diego specimens of *Amazona* preserved at the San Diego Natural History Museum are intermediate in varying degrees between the Red-crowned and Lilac-crowned.

Red-masked Parakeet: 4 along South Chollas Creek just east of Euclid Ave., Encanto. Recorded on 6 of 11 previous San Diego CBCs since first noted in 2013, average since then 8.8. Most of San Diego's population of hundreds of Red-masked Parakeets lives northwest or northeast of the count circle.

Greater Pewee: 1 in Hilltop Park, Chula Vista. Recorded on 10 previous San Diego CBCs, first in 1985, single individuals only, which sometimes returned for successive winters.



Greater Pewee, Hilltop Park, Chula Vista. Photo by Thomas Ford-Hutchinson.

Hammond's Flycatcher: 1 at Palomar Park, Chula Vista. Recorded on 10 previous San Diego CBCs, first in 2002, single individuals only, except for 2 in 2007 and 3 in 2021.



Hammond's Flycatcher, Palomar Park, Chula Vista. Photo by Thomas Ford-Hutchinson.

Gray Flycatcher: 1 in the southeast corner of Balboa Park, a returnee from last winter. Recorded on 18 of 61 San Diego CBCs since 1963, single individuals except for 2 in 4 years.



Gray Flycatcher, Balboa Park. Photo by Terry Hurst.

Western Flycatcher: 3, 1 at the Marston House, northwest corner of Balboa Park, 1 in Switzer Canyon along east edge of Balboa Park (“distinct chu-weee upward whistle call, large eyering”—Lindsay Willrick), 1 at the pond west of Dairy Mart Rd., Tijuana River valley (“yellow empid with obvious almond shaped eyering—Justyn Stahl). Recorded on 24 of 61 San Diego CBCs since 1963, max 4 in 2009 and 2020.



Western Flycatcher at Marston House. Photo by Michelle Haglund.

Black Phoebe: 480. Recorded on every San Diego CBC since the first in 1922, 1963–2023 average 218—surpassed every year since 1997—a long-term increase extending over decades.

Say's Phoebe: 193, the second-highest total, just shy of 195 in 2016. Recorded on every San Diego CBC since 1950, 1963–2023 average 84—surpassed every year since 2007—a long-term increase extending over decades.

Vermilion Flycatcher: 26, an all-time high, far surpassing the previous maximum of 9 in 2020: 1 female at the old Chollas landfill, 1 female at North Chollas Community Park, 3 (at least) in North Island Naval Air Station, 1 at Greenwood Cemetery, 1 along Conduit Rd. just south of Sweetwater Dam, 2 males and 1 female in Rohr Park, Bonita, 1 female in Greg Rogers Park, Chula Vista, 7 in and near Berry Park, Nestor, 1 male at Bayside Elementary School, Imperial Beach, 1 at Montgomery-Waller Park, south San Diego, and in the Tijuana River valley, 2 in the northwest quadrant, 1 female along Sunset Ave., east of Hollister St., 1 male along the Tijuana River east of Dairy Mart Rd., and 1 near the west end of Monument Rd., Tijuana R. valley. Recorded on 35 of 61 San Diego CBCs since 1963 (but annual since 2007).



Vermilion Flycatcher, Greg Rogers Park. Photo by Nick Thorpe.

Tropical Kingbird: 3, 1 along the line between North Island Naval Air Station and Coronado, 1 in the community garden, Tijuana River valley, and 1 along Dairy Mart Rd., Tijuana River valley. This year's total equals the previous high count of 3 in 2014, 2015, and 2020. Recorded on 20 previous San Diego CBCs, first in 1969, annually since 2010.



Tropical Kingbird in community garden, Tijuana River valley. Photo by Leslie McCollum.

Cassin's Kingbird: 264. Recorded on 60 of 61 San Diego CBCs since 1963, average 77—surpassed every year since 2007—as a result of a strong increase extending at least from 1992 to 2020.

Scissor-tailed Flycatcher: 1 at the mouth of Poggi Canyon, Otay Valley. Recorded on 6 previous San Diego CBCs, all since 2017, largely reflecting one bird's annual return to Otay Valley.



Scissor-tailed Flycatcher, Otay Valley. Photo by Jacques Lyakov.

Hutton's Vireo: 10. Recorded on 51 of 61 San Diego CBCs since 1963, annually since 1996, average 5.877—surpassed every year since 2006.

Loggerhead Shrike: 8, 1 at the old Chollas landfill, 1 in Chollas Canyon between Euclid Ave. and 54th St., 1 in North Island Naval Air Station, 2 near the Living Coast Discovery Center on San Diego Bay, 1 at the Chula Vista Wildlife Reserve, 1 in Ream Field (Naval Outlying Landing Field), Imperial Beach, and 1 along the South McCoy Trail, Tijuana River estuary. Recorded on every San Diego CBC from the first in 1922 until 2022—so far the only miss. 1963–2023 average 38—not equaled since 1993, reflecting a decline extending over decades. But this year's total is the highest since 2011.



Loggerhead Shrike at old Chollas landfill. Photo by Charley Herzfeld.



Loggerhead Shrike near Living Coast Discovery Center. Photo by Paul Mulholland.



Loggerhead Shrike, Ream Field. Photo by Leslie McCollum.

California Scrub Jay: 67. Recorded on every San Diego CBC since 1932, 1963–2023 average 104—not equaled since 2013.

American Crow: 6475. Recorded on every San Diego CBC since colonization in 1990, 21st-century average 5145.

Common Raven: 301, an all-time high, surpassing 247 in 2017, due largely to concentrations of 90 at the Otay landfill and 56 near the Tijuana River valley campground. Recorded on every San Diego CBC since 1962, 1963–2023 average 100—surpassed every year since 2016.

Horned Lark: 475. Recorded on every San Diego CBC since 1950, 1963–2023 average 208.

Tree Swallow: 324. Recorded on 56 of 61 San Diego CBCs since 1963, average 176 (annual variation very wide).

Violet-green Swallow: 1 at the pond west of Dairy Mart Rd., Tijuana River valley. Recorded on 11 of 61 San Diego CBCs since 1963, max 36 in 1961.



Violet-green Swallow, Dairy Mart Rd. pond, Tijuana River valley. Photo by Ben Martin Mortimer.

Barn Swallow: 11, 2 at Sweetwater Reservoir, 2 in the south San Diego Bay salt works, 1 at Nestor Park, 1 in Imperial Beach, 5 at the pond west of Dairy Mart Rd., Tijuana River valley. Recorded on 27 of 61 San Diego CBCs since 1963—but on 15 of 19 since 2005—max 25 in 2016.



Barn Swallow at Dairy Mart Rd. pond, Tijuana River valley. Photo by Ben Martin Mortimer.

Bushtit: 1069. Recorded on every San Diego CBC since 1953, 1963–2023 average 814.

Wrentit: 188, an all-time high, surpassing the previous high of 171 in 1985. This year's high total was undoubtedly due to intensified coverage of urban canyons, especially in South Park and City Heights, thanks to Lindsay Willrick. Recorded on every San Diego CBC since 1953, 1963–2023 average 85.

Ruby-crowned Kinglet: 201. Recorded on every San Diego CBC since 1953, 1963–2023 average 143.

White-breasted Nuthatch: 1 at Morrison Pond, Sweetwater Regional Park, Bonita. Recorded on 29 of 61 San Diego CBCs since 1963, but on 19 of 22 since 2002, when drought drove an irruption.

Red-breasted Nuthatch: 7, 2 on the grounds of the San Diego Zoo, 1 in Spreckels Park, Coronado, 1 along the west edge of Coronado, 1 in Kumeyaay Park, Chula Vista, 1 in Friendship Park, Chula Vista, and 1 in Hilltop Park, Chula Vista—probably all leftovers of last year's irruption. Recorded on 26 of 61 San Diego CBCs since 1963, max 58 in 2023.

Blue-gray Gnatcatcher: 69. Recorded on every San Diego CBC since 1953, 1963–2023 average 39—surpassed every year since 2015.

California Gnatcatcher: 64, 1 in 32nd St. Canyon, 3 in 34th St. Canyon, 1 in Swan Canyon, 9 in Chollas Canyon between Fairmount and Euclid avenues, 3 at Cabrillo National Monument, Point Loma, 2 in Chollas Valley east of Kelton Rd., 1 in the block of sage scrub north of Market St. and east of Malcolm X Library, 11 around Sweetwater Summit County Park and Sweetwater Reservoir, 1 near the Twin Hills Little League field, 1 in Bonita Long Canyon, 12 at various locations around Rice Canyon, Chula Vista, 1 at Palomar Park, Chula Vista, 4 at two locations in Otay Valley, and 8 around Spooner Mesa and Goat Canyon. Recorded on 58 of 61 San Diego CBCs since 1963, average 28—surpassed every year since 2015. The California Gnatcatcher's recolonization of urban canyons and the San Diego CBCs intensified coverage of urban canyons are going hand in hand.



California Gnatcatcher along the Camino del Sol Canyon trails, Chula Vista. Photo by Charlotte Morris.

Rock Wren: 3, 1 at Cabrillo National Monument, Point Loma, 1 at Bayfront Park, Chula Vista, and 1 at the Tijuana River valley campground. Recorded on 52 of 61 San Diego CBCs since 1963, average 2.7, max 14 in 1968.



Rock Wren at Bayfront Park, Chula Vista, Photo by Ted Keyel.

House Wren: 65, the second-highest total, surpassed only by 72 in 2020. Recorded on every San Diego CBC since 1954, 1963–2023 average 28—surpassed every year since 2009.

Marsh Wren: 12. Recorded on every San Diego CBC since 1944, 1963–2023 average 41—not equaled since 1997.

Bewick's Wren: 105. Recorded on every San Diego CBC since 1961, 1963–2023 average 60—surpassed every year since 2016.

Cactus Wren: 12, 1 in Chollas Valley just southwest of Euclid Ave. (was a new site for the species last year), 4 (two pairs) at Chollas Reservoir, 2 in South Chollas Valley along Hwy. 94 east of Kelton Rd., 2 north of Market St. east of Malcolm X Library, Encanto, 2 in Rice Canyon, Chula Vista, and 1 at the upper end of the Tijuana River estuary. Not every site supporting the species could be visited on count day. Recorded on 53 of 61 San Diego CBCs since 1963, average 6.3.



Cactus Wrens at Chollas Reservoir. Note the reduced buff on the flanks, relatively wide black spots on the belly and flanks, and mottled appearance of the spotting on the breast, all characteristics of subspecies *sandiegensis*. Photo by Charley Herzfeld.

European Starling: 436, except for last year's 332, the lowest since 1965. Recorded on every San Diego CBC since 1963, average 2110—not equaled since 1996 and reflecting a long-term decline since the peak in 1969.

California Thrasher: 93. Recorded on every San Diego CBC since 1947, 1963–2023 average 55.

Sage Thrasher: 1 on the ocean side of Cabrillo National Monument, Point Loma, possibly a returnee of one seen nearby last winter. Recorded on 8 of 61 San Diego CBCs since 1963, single individuals only.



Sage Thrasher at Cabrillo National Monument. Photo by Lakota Spaulding.

Gray Catbird: 1 in the Bird and Butterfly Garden, Tijuana River valley. Recorded on 1 previous San Diego CBC, 1 in 1999.



Gray Catbird in the Tijuana River valley. Photo by Mel Senac.

Northern Mockingbird: 128. Recorded on every San Diego CBC since the first in 1922; 1963–2023 average 192—not equaled since 2011.

Western Bluebird: 154. Recorded on 60 of 61 San Diego CBCs since 1963, average 66—surpassed every year since 2007.

Mountain Bluebird 9, 1 male along a street in Imperial Beach; 8 (1 male and 7 females) on the sod farm on the east side of Dairy Mart Rd., Tijuana River valley. Recorded on 24 of 61 San Diego CBCs since 1963, annually 1967–79, but only very sporadically since the development of the former habitat on Otay Ranch.




Mountain Bluebird, Imperial Beach. Photo by Paul E. Lehman.

Hermit Thrush: 136. Recorded on 60 of 61 San Diego CBCs since 1963, average 79 (annual variation wide).

American Robin: 35. Recorded on every San Diego CBC since 1947, 1963–2023 average 144—a number not equaled since 1984, except in the massive invasion of 2022.

Cedar Waxwing: 167. Recorded on every San Diego CBC since 1963, average 345 (annual variation very wide).

Phainopepla: 25, an all-time high, surpassing 22 in 2020. Recorded on 33 of 61 San Diego CBCs since 1963 (annually since 2015), average 1.8.



Female Phainopepla on the grounds of the San Diego Zoo, an unaccustomed site for the species. Photo by Trent Stanley.

Scaly-breasted Munia: 195, second highest total since the species was first recorded on a San Diego CBC in 2012, surpassed only by 228 in 2023.



Juvenile Scaly-breasted Munia on the grounds of the San Diego Zoo. Around San Diego, this species nests commonly in the fall, accounting for many in juvenile plumage in winter. Photo by Trent Stanley.

House Sparrow: 512. Recorded on every San Diego CBC since the first in 1922, 1963–2023 average 765.

American Pipit: 839. Recorded on every San Diego CBC since the first in 1922, 1963–2023 average 576.

House Finch: 1969. Recorded on every San Diego CBC since the first in 1922, 1963–2023 average 2551.

Lesser Goldfinch: 714. Recorded on every San Diego CBC since 1930, 1963–2023 average 240.

American Goldfinch: 59. Recorded on every San Diego CBC since 1954, 1963–2023 average 61.

Chipping Sparrow: 37. Recorded on 33 of 61 San Diego CBCs since 1963, average 36.

Clay-colored Sparrow: 1 at the Coronado golf course. Recorded on 9 previous San Diego CBCs, first in 1966, all single individuals except for 2 in 1979 and 2010.



Clay-colored with Chipping Sparrows, Coronado golf course. Photo by Robert L. Patton and Elizabeth Copper.

Savannah Sparrow: 447, including 1 Large-billed at the Chula Vista Wildlife Reserve, 47 reported as Belding's, 213 undistinguished to subspecies but in tidal habitats where Belding's occurs, 97 in upland habitats where only northern migrant Savannah Sparrows occur, and 76 were in areas straddling tidal and upland habitats. Recorded on every San Diego CBC since the first in 1922, 1963–2023 average 905—a number not equaled since 2002.

Lark Sparrow: 4 in Las Palmas Park, National City. Recorded on 45 of 61 San Diego CBCs since 1963, average 12.



Lark Sparrow, Las Palmas Park, National City. Photo by Chad Brack.

Fox Sparrow: 6, 3 in Switzer Canyon, 2 in 32nd St. Canyon, and 1 in 34th St. Canyon. Recorded on 58 of 61 previous San Diego CBCs since 1963, average 8.8—a number not equaled since 2007.

Dark-eyed Junco: 150, including 1 Slate-colored Junco in Kimball Park, National City. Recorded on 59 of 61 previous San Diego CBCs since 1963, average 121.

White-crowned Sparrow: 1591. Recorded on every San Diego CBC since the first in 1922, 1963–2023 average 2750

Golden-crowned Sparrow: 8. Recorded on 60 of 61 previous San Diego CBCs since 1963, 21st-century average 12.5 (much higher numbers in the 1960s dwindled through the 1980s).

White-throated Sparrow: 1 in the naval submarine base, east side of Point Loma. “Likely immature, tan stripes on head, white throat, thick black malar and plain chest rules out Song Sparrow. It was feeding on ground in brush associated with White-crowned Sparrows.” Second consecutive year at this spot. Recorded on 21 of 61 previous San Diego CBCs since 1963, max 2.

Song Sparrow: 544. Recorded on every San Diego CBC since the first in 1922, 1963–2023 average 353.

Swamp Sparrow: 1 at Kimball Park, National City. “SW corner along slough. Initially heard calling (musical BLPH-like “chip”) and eventually popped into view in small stand of cattails just E of footbridge. Identical to LISP in size and shape, but with broadly streaked back, dark rufous wings and tail, and grayish underparts with brownish wash on flanks and faint streaking across breast.” Recorded on 21 of 61 previous San Diego CBCs since 1963, max 5—but on only 4 of 29 since 1995, with single individuals only.



Swamp Sparrow at Kimball Park, National City. Photo by Jim Pawlicki.

Lincoln's Sparrow: 45. Recorded on every San Diego CBC since 1958, 1963–2023 average 47.

California Towhee: 456. Recorded on every San Diego CBC since the first in 1922, 1963–2023 average 403.

Rufous-crowned Sparrow: 4 on the slopes of Spooner Mesa and Goat Canyon, the most consistent site for the species remaining in the count circle. Recorded on 52 of 61 previous San Diego CBCs since 1963, average 3.3.

Green-tailed Towhee: 4, 1 at the Living Coast Discovery Center, 1 at Camp Surf, Imperial Beach, 1 in the Otay River restoration area at the mouth of the Otay River, SE corner of San Diego Bay, and 1 at the Tijuana Estuary visitors' center. Recorded on 40 of 61 previous San Diego CBCs since 1963, average 3.3, max 9 in 1968.



Green-tailed Towhee at Living Coast Discovery Center, Chula Vista. Photo by Jay Desgrosellier.

Spotted Towhee: 64. Recorded on every San Diego CBC since 1958, 1963–2023 average 31.

Western Meadowlark: 487. Recorded on every San Diego CBC since the first in 1922, 1963–2023 average 472.

Orchard Oriole: 3, 1 adult male on the grounds of the San Diego Zoo, 2 in Kimball Park, National City—“Adult male and female together in flowering eucalyptus and ficus at E end of park. Small, slim orioles with relatively short tails and stout, sharp bills. Male distinctive with black

head and tail, chestnut underparts, and blackish upperparts with broad golden edging to mantle feathers. Female greenish-yellow overall with grayish wings and pale wingbars” (Jim Pawlicki). Recorded on 15 previous San Diego CBCs since first noted in 1968—but on 11 of 16 since 2008—max 5 in 2008.



Male Orchard Oriole, San Diego Zoo. Photo by Trent Stanley.



Female Orchard Oriole, Kimball Park, National City. Photo by Jim Pawlicki.



Male Orchard Oriole, Kimball Park, National City. Photo by Jim Pawlicki.

Hooded Oriole: 2 on grounds of San Diego Zoo. Recorded on 25 of 61 previous San Diego CBCs since 1963—but on 14 of 17 since 2007—max 5 in 2009 and 2016.



Hooded Oriole, San Diego Zoo. Photo by Trent Stanley.

Bullock's Oriole: 8, 2 in western Balboa Park (“two females type seen together in euc tree in middle area across from horse shoe pits. Yellow upper and undertail, whitish grey washed belly, eye line, 2 white wing bars with ‘toothed’ indentations across top wing bar” —Michelle Haglund), 5 on the grounds of the San Diego Zoo, and 1 in Sunnyslope Park, South San Diego. Recorded on 50 of 61 previous San Diego CBCs since 1963—annually since 2003—average 5, max 20 in 2009.

Baltimore Oriole: 1 on the grounds of the San Diego Zoo. Recorded on 29 of 61 previous San Diego CBCs since first noted in 1971—but on 14 of 15 since 2009—max 7 in 1982.



Baltimore Oriole, San Diego Zoo. Photo by Trent Stanley.

Scott's Oriole: 1 on grounds of the San Diego Zoo. Recorded on just 2 previous San Diego CBCs, with 1 in 1975 and 1 in 1979.



Scott's Oriole at San Diego Zoo. Photo by Trent Stanley.

Red-winged Blackbird: 373. Recorded on every San Diego CBC since the first in 1922, 1963–2023 average 725—a number not equaled since 2005.

Tricolored Blackbird: 66, 65 at the Otay landfill (now the only site of regular wintering within the count circle), and 1 at Heritage Park, Chula Vista. Recorded on 55 of 61 previous San Diego CBCs since 1963—annually from 1953 to 1998—average 373, a number not equaled since 2011.



Tricolored Blackbirds at the Otay landfill. Photo by Nick Thorpe.



Tricolored Blackbird, Heritage Park, Chula Vista. Photo by Jess Haley.

Brown-headed Cowbird: 314. Recorded on 59 of 61 previous San Diego CBCs since 1963, average 317.

Brewer's Blackbird: 139. Recorded on every San Diego CBC since the first in 1922, 1963–2023 average 844—a number not equaled since 1999.

Great-tailed Grackle: 3, all in the Tijuana River valley. Recorded on 36 of 41 San Diego CBCs since first appearance in 1983, average 40.

Ovenbird: 1, the first ever noted on a San Diego CBC. “Previously reported by multiple observers at maintenance yard of Coronado Golf Course; I [Robert Patton] observed it on 5 December, and Elizabeth Copper and I observed it on 8 December. Elizabeth refound it this morning, then we observed it again around 10:30, and I took the attached poor-quality photo around 13:00. The bird was distinctive in appearing thrush-like but smaller than hermit thrush, walking with its relatively short tail cocked upward, displaying white undertail, and with black-edged orangish patch running the length of its crown.”



Ovenbird, Coronado. Photo by Robert L. Patton.

Northern Waterthrush: 1, heard “metallic spink. Flew across Dairy Mart Road toward the east pond” (Justyn Stahl). The Tijuana River valley is an area where the Northern Waterthrush has long been regular in winter. Recorded on 33 of 57 previous San Diego CBCs since first noted in 1967—max 6 in 1990.

Black-and-white Warbler: 1 on the grounds of the San Diego Zoo—habituated to coming to insects fed to hornbills. Recorded on 31 of 61 previous San Diego CBCs since 1963—annually since 2010—max 4 in 2014 and 2017.



Black-and-white Warbler at San Diego Zoo. Photo by Trent Stanley.

Tennessee Warbler: 1 in Manzanita Canyon, City Heights. “In the eucalyptus amongst the Warbler fiasco at 32.7342, -117.11015. Light belly, greenish back, sharp bill with a white undertail” (Lindsay Willrick and Andrew Newmark). Recorded on 10 of 56 previous San Diego CBCs since the first in 1968, max 3 in 1983.

Orange-crowned Warbler: 383, an all-time high, surpassing 348 in 2020. Recorded on every previous San Diego CBC since 1946, 1963–2023 average 130—a number exceeded every year since 2006, one measure of the species’ long-term increase.

Lucy's Warbler: 3, in National City “with 3 OCWA and 1 SWWE in short carrotwood tree adjacent to large stand of *Ficus* at NE corner of Cleveland Ave. and W 19th St. (32.6642, –117.1114). Initially detected by flat, NAWA-like call notes. Small, short-tailed, sharp-billed warbler with pale gray upperparts, white underparts, bold eye ring, and dark red rump” (Jim Pawlicki), 1 in Nestor Park, and 1 in Howard Lane Park, San Ysidro. Recorded on 3 previous San Diego CBCs, with 2 in 1979, 1 in 1983, and 1 in 2008. The total of 3 in 2024 thus represents an all-time high.



Lucy's Warbler, National City. Photo by Jim Pawlicki.



Lucy's Warbler, Howard Lane Park, San Ysidro. Photo by Mel Senac.

Nashville Warbler: 5, an all-time high, surpassing 3 on 6 previous San Diego CBCs—1 at the southeast corner of Balboa Park, 1 at the Educational Cultural Complex, southeast San Diego (“on the south side of the continuing education building. We observed this bird fly into a tree where it actively foraged for a minute or two. Weaver observed the yellow underparts which eliminated nearby Yellow-rumped Warblers. This bird displayed a yellow throat, gray head, and very obvious white eye ring which eliminated all other small songbirds. We saw it fly to another tree about 30 feet away and lost sight of it.”—Kenneth L. Weaver), 2 in Kimball Park, National City, and 1 along Elm Ave. between Florida St. and 12th St., Imperial Beach. Recorded on 38 of 61 previous San Diego CBCs since 1963—annually since 2010.



Nashville Warbler, southeast corner of Balboa Park. Photo by Terry Hurst.



Nashville Warbler, Kimball Park, National City. Photo by Jim Pawlicki.

Common Yellowthroat: 196. Recorded on every previous San Diego CBCs since the first in 1922, 1963–2023 average 137.

American Redstart: 1 female at the pond west of Dairy Mart Rd., Tijuana River valley. Recorded on 29 of 61 previous San Diego CBCs since 1963—but on 18 of 24 since 2000, max 3 in 2001, 2011, 2013, 2014, and 2021.

Yellow Warbler: 6, 1 in Kimball Park, National City, 1 in [Paradise Creek Educational Park](#), National City, 1 in Imperial Beach, 1 in Nestor Park, and 2 along Servando Ave. and the north side of the pond west of Dairy Mart Rd., Tijuana River valley. Recorded on 51 of 56 previous San Diego CBCs since first noted in 1968—annually since 1996—average 5.



Yellow Warbler, Tijuana River valley. Photo by Ben Martin Mortimer.

Grace's Warbler: 1 returning for its second year to Las Palmas Park, National City. Recorded on 4 previous San Diego CBCs, 2011, 2012, 2013, and 2013—thus just 2 returning individuals account for all of these.



Grace's Warbler, Las Palmas Park, National City. Photo by Chad Brack.

Yellow-rumped Warbler: 3847, of which 2, 1 at the old Chollas landfill and 1 at Pantoja Park, downtown San Diego, were Myrtle Warblers. Recorded on every San Diego CBC since 1926, 1963–2023 average 2375.



Myrtle Warbler, Pantoja Park. Photo by Millie and Peter Thomas.

Black-throated Gray Warbler 8, 1 on the grounds of the San Diego Zoo, 1 at the southeast corner of Balboa Park, 1 in North Island Naval Air Station, 1 in Las Palmas Park, National City, 1 in Hilltop Park, Chula Vista, 1 at the northeast corner and 1 along the south side of the San Diego Country Club, Chula Vista, and 1 at Nestor Park. Recorded on 47 of 56 previous San Diego CBCs since first noted in 1968—annually since 2001—average 3.7, max 15 in 2021.




Black-throated Gray Warbler, San Diego Zoo. Photo by Trent Stanley.



Black-throated Gray Warbler, southeast corner of Balboa Park. Photo by Richard Griebel.

Townsend's Warbler: 135, the second highest total yet, surpassed only by 143 in 2013. Recorded on 60 of 61 previous San Diego CBCs since 1963, average 42—a number exceeded every year since 2006, one measure of the species' long-term increase as a winter visitor to San Diego.

Wilson's Warbler: 6, 1 on the grounds of the San Diego Zoo, 1 in Chollas Valley between Euclid Ave. and 54th St., 1 at North Island Naval Air station, 1 returning for multiple successive years to the northeast corner of the San Diego Country Club, Chula Vista, and 2 around the ponds west of Dairy Mart Rd., Tijuana River valley. Recorded on 49 of 61 previous San Diego CBCs since 1963—annually since 1984—average 3.4, max 16 in 2020.



Wilson's Warbler, San Diego Zoo. Photo by Caitlin Morrow.

Summer Tanager: 9, 3 on the west side of Balboa Park (“one that was pretty green, one bright yellow and one really splotchy, orange and yellow”—Mark Stratton and Richard Norgaard), 1 audio-recorded on the grounds of the San Diego Zoo (<https://ebird.org/checklist/S205390429>), 1 female in Switzer Canyon, 1 heard on the north side of Chollas Reservoir, 1 heard along the

Sweetwater River in Bonita west of Willow St., 1 female on the campus of Southwestern College, and 1 heard at Hilltop Park, Chula Vista. Recorded on 52 of 61 previous San Diego CBCs since 1963—annually since 1989—average 2.9, max 14 in 2010.

Western Tanager: 15, 2 in Balboa Park west of Hwy. 163, 1 in Marston Canyon north of Balboa Park, 5 on the grounds of the San Diego Zoo, 1 in Switzer Canyon, 1 in Mt. Hope Cemetery, 1 in Marie Widman Park, Encanto, 1 in Butterfly Park, National City, 1 along the Sweetwater River in Bonita just west of Willow St., and 2 in Sunnyslope Park, South San Diego. Recorded on 55 of 61 previous San Diego CBCs since 1963—annually since 2006—average 7.4, max 32 in 2018.



Western Tanager, Marie Widman Park, Encanto. Photo by Cindy Pencek.

Rose-breasted Grosbeak: 1 female in Balboa Park west of Hwy. 163. Recorded on 16 of 58 previous San Diego CBCs since first noted in 1966, max 3 in 2001.



Rose-breasted Grosbeak, Balboa Park. Photo by Mark Stratton.

Black-headed Grosbeak: 1 immature male in Balboa Park west of Hwy. 163. Recorded on 7 of 58 previous San Diego CBCs since first noted in 1966, max 4 in 2009.



Black-headed Grosbeak, Balboa Park. Photo by Mark Stratton.

Exotics not yet regarded as naturalized:

Am. Flamingo: 2 long-staying individuals at Emory Cove, southwest San Diego Bay. First noted on a San Diego CBC (same birds) in 2022. and again in 2023.



American Flamingos over south San Diego Bay. Photo by Kevin Burns.

Yellow-headed Parrot: 2 at Reama Park, Imperial Beach, presumably the same individuals noted there on last year's San Diego CBC. Recorded also in 1985 (5), 2011 (4), and 2015 (5).

Monk Parakeet: 2 at Reama Park, Imperial Beach. First noted on a San Diego CBC in 2023, though 1 or 2 individuals had been reported around Imperial Beach repeatedly since at least 2020.

Burrowing Parrot: 42, largest flock 24 over the lower Sweetwater River between I-5 and I-805. First noted on a San Diego CBC in 2022, though the species has been seen in increasing numbers within the count circle since 2012.



Burrowing Parrots, Berry Park, Nestor. Photo by Barbara Wise.

Black-throated Magpie Jay: 5, all in the Tijuana River valley where present continuously since the 1990s. Recorded on 23 of 26 previous San Diego CBCs since first noted in 1998, average 5.7, max 17 in 2012.

Swinhoe's White-eye: 166, an all-time high, surpassing 50 in 2023. Recorded annually in continuously increasing numbers since first appearance in 2021.

Pin-tailed Whydah: 1 in Las Palmas Park, National City. Recorded on 3 of 6 previous San Diego CBCs since first noted in 2018, max 3 in 2018.

Hybrids:

Anna's × Costa's Hummingbird: 1 at Cabrillo National Monument.



“Hummingbird that was making a repeated "tic" call, scolding a nearby kestrel, sounding more like a Costa's than an Anna's. Some purplish gorget feathers visible below the eye and on the crown but no sign of elongated feathers typical of Costa's. Otherwise appeared hunched with wingtips extending beyond the tail.” Notes and photo by Jeff Spaulding.

American × Black Oystercatcher: 3 at the southwest corner of North Island Naval Air Station. “Continuing trio, today near the base of the Zuñiga Jetty. One with extensive black towards the belly; the other two birds with more limited black but messy border to the chest and blackish undertail coverts visible in at least one individual. Probably the same individuals moving between here and Cabrillo”—Bridget Spencer.

Western × Glaucous-winged Gull: 1 at Bayfront Park, Chula Vista.

Hermit × Townsend's Warbler: 1 in Spreckels Park, Coronado.



Hermit × Townsend's Warbler, Spreckels Park, Coronado. Photo by Robert L. Patton.